



“High-quality, flexible storage solutions to make everyday life easier”



Why Vauth Sagel?



Delivering 'German engineering excellence' for over 50 years, Vauth Sagel is a trusted brand within the kitchen furniture industry producing more than 85 million products every year.

Reasons to choose Vauth Sagel Storage products from Uform:

- **Excellent Design** – Vauth Sagel's core focus remains on combining superior design with functionality. A number of products have been recognised with design awards.
- **Quality** – all products are expertly engineered to the highest quality and tested to exacting standards to ensure product is built to last with no expensive call backs
- **Choice of specification** – Vauth Sagel offer a range of tray designs in trend finishes to suit any kitchen style and taste.
- **Space Saving Designs** – every product has been carefully considered to ensure every inch of space is utilised with a choice of sizes to suit your kitchen plan.
- **Ease of use** – features like height adjustable shelves and integrated soft-close allow effortless use of our products, offering practical solutions to work around everyday life.
- **Ease of fitting** – all Vauth Sagel products have been designed for easy, hassle free installation with comprehensive guidance from templates to installation videos.
- **Commitment to Sustainability** – responsibility for people and the environment is firmly anchored at the core of the business with significant investment into resource saving measures
- **10 year warranty** – offered on all products giving you and your customers piece of mind



Uform Storage Collection

BASE UNIT STORAGE



VS SUB® Slim



VS SUB® Larder

CORNER STORAGE



VS COR® Flex



CORNERSTONE® MAXX



CORNERSTONE® Swing

TALL LARDER STORAGE



VS TAL® Larder



VS TAL® Gate



VS TAL® Gate Pro

WASTE BINS

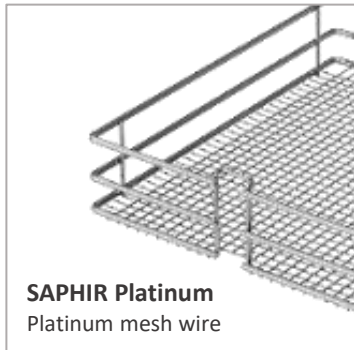


VS ENVI® Space XX Pro

Basket / tray designs



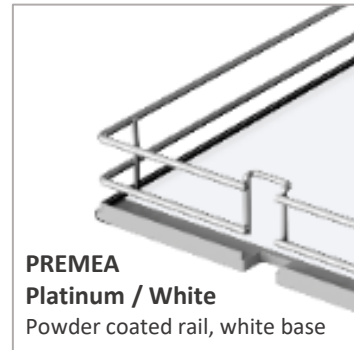
↑
Good



Selling Points:

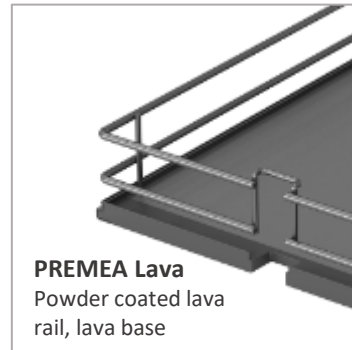
- ↘ Fine mesh wire basket with welded cross-points
- ↘ Improved stability vs linear only wire products
- ↘ Powder Coated rail finish - offers environmental benefits vs chrome plating
- ↘ Affordable price point

↑
Better



Selling Points:

- ↘ High-quality construction with elegant wire guard rail
- ↘ Solid wood shelf for reliable stability
- ↘ 2 trend finishes to suit both classic and modern kitchens
- ↘ Consistent range listings in 2 finishes across all applications
- ↘ Powder Coated rail finish - offers environmental benefits vs chrome plating
- ↘ Mid-price positioning - competitive price point vs alternative storage brands



↑
Best



Selling Points:

- ↘ Premium design in trend lava grey finish
- ↘ Closed storage shelf with elegant soft-rounded edges
- ↘ Powder coated steel frame
- ↘ Sealing strip for no water ingress
- ↘ Concealed basket brackets
- ↘ Removable base for cleaning
- ↘ Availability in all applications
- ↘ Mid to high-mid price positioning



Selling Points:

- ↘ Solutions for all key cabinet widths and bin capacities at a competitive price point
- ↘ Powder coated metallic lid acting a shelf for extra storage space
- ↘ Bin handles for ease of removal
- ↘ Integrated soft open & self-close
- ↘ Easy to clean and dishwasher safe

Tray designs & finishes by application

75 product listings



VS SUB® Slim



150 base pull-out



PREMEA **PREMEA**
Platinum Lava

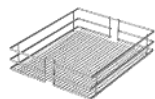


PLANERO
Lava

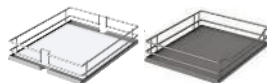
VS SUB® Larder



300 base pull-out



SAPHIR Platinum



PREMEA **PREMEA**
Platinum/white Lava/Lava

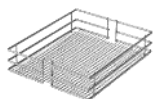


PLANERO
Lava

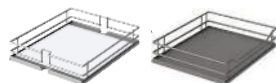
VS COR® Flex



450 / 500mm



SAPHIR Platinum



PREMEA **PREMEA**
Platinum/white Lava/Lava

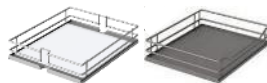


PLANERO
Lava

CORNERSTONE® MAXX



400 / 450 / 500 / 600



PREMEA **PREMEA**
Platinum/white Lava/Lava



PLANERO
Lava

CORNERSTONE® Swing



400 / 450 / 500 / 600



BASIC **BASIC**
Silver / White Lava / Lava



PREMEA **PREMEA**
Platinum/white Lava/Lava

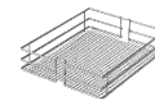


PLANERO
Lava

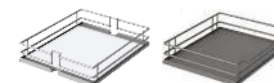
VS TAL® Larder



300 / 400



SAPHIR Platinum



PREMEA **PREMEA**
Platinum/white Lava/Lava

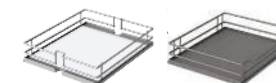


PLANERO
Lava

VS TAL® Gate / Pro



500 / 600




PREMEA **PREMEA**
Platinum/white Lava/Lava



PLANERO
Lava

VS ENVI® Space XX



300/400/450/
500/600




LAVA GREY



Storage Product Overview





VS SUB[®] - BASE CABINETS

The base cabinet is the fundament of every kitchen. What happens under the work top is as important as what happens on top. Whether food or cooking utensils, cutlery or dishes,

whether for a small student's flat or a trendy loft – our base cabinet solutions are intelligent, versatile and flexible in order to make every day life easier.



VS SUB® Slim

The VS Sub® Slim offers a highly flexible storage solution for narrow spaces, offering maximum use of space in kitchen plans.



PRODUCT FEATURES

- Optimal use of narrow space
- Front fixed – open the door and the items come to you
- Fully extended central runner offering ease of access to items from both sides
- Fixed tray heights
- Integrated soft and self-closing – smooth and silent motion with no ratting of items
- Available in 3 Tray designs: Premea Platinum, Premea Lava and Planero Lava

TECHNICAL DETAIL

- Cabinet width: 150mm
- Minimum installation depth: 495mm
- Minimum installation height: 530mm
- Runners attached to cab side - right hand fixing only
- EasyFit: tool-free assembly of trays onto the runners
- 3D adjustment enables convenient and easy alignment of the door in every direction
- Load capacity: 12kg (6kg per tray)

TRAY OPTIONS



PREMEA Platinum
Powder coated rail
with solid metal base



PREMEA Lava
Powder coated rail
with solid metal base



PLANERO Lava
Powder coated steel
sides with lava mfc base



Consumer Benefits



Planning

Under counter pull-out that maximises storage in narrow spaces. Perfect for either side of your sink or oven

Great for storing...

Bottles, jars, cans, spices, oils & sauces, cooking ingredients



Ease of Access

Brings items stored in the back of the cabinet to the front for easy access from both sides.



Optimal Use Of Space

Utilise every cm of your cabinet space by utilising narrow niches for additional, convenient storage.



Complete Visibility With One Pull

Open the door and every item is instantly visible.



Save Time

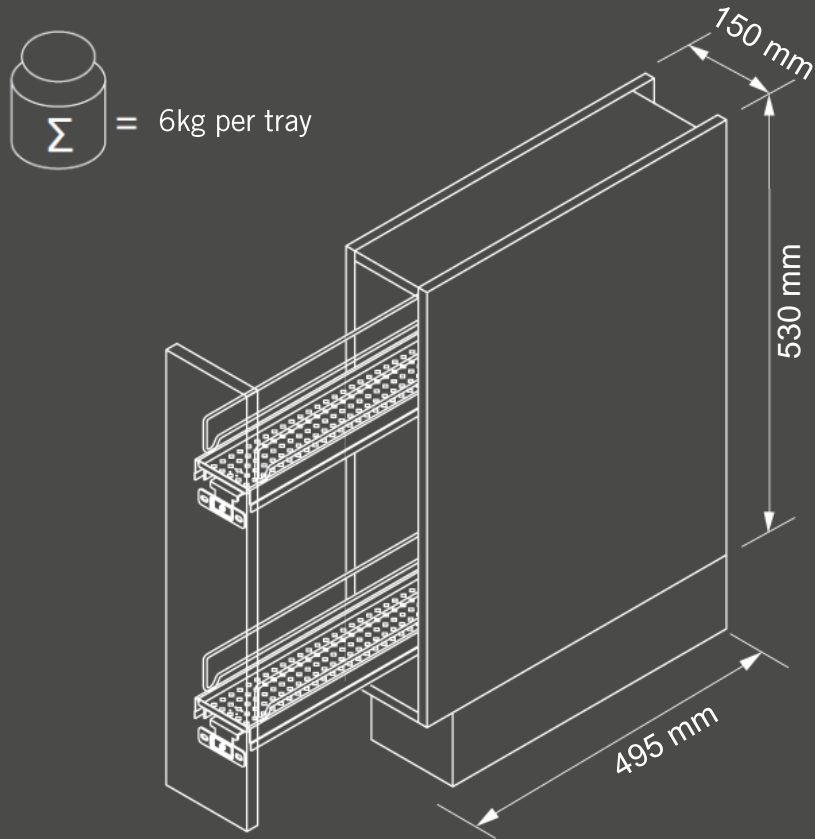
No need to constantly move around items to find the one you need – everything is visible and easy to access.



Integrated Soft And Self-Closing

Damping mechanism for smooth and silent operation – no more rattling of stored items.

Installer Benefits



Right Hand Installation only

No need to worry about right or left-handed applications, the VS SUB[®] Slim can only be installed only on the right-hand side.



Tool-Free Connection

Toolless assembly of the pull-outs onto the runners.



3D Front Adjustment

Allows simple and convenient adjustment of the door in every direction, even after installing into the cabinet



Retrofit Ready

Can be installed in existing cabinetry without removing the countertop.



[Sub Slim Fitting Video](#)

VS SUB® Slim – Product Listings



VS SUB® SLIM BASE UNIT PULL-OUT - Premea Platinum

CODE	DESCRIPTION	CABINET	TRAY / FINISH
INSS-150SSPOPLATPREM	VS SUB® Slim 150mm base pull-out	150mm	PREMEA Platinum

VS SUB® SLIM BASE UNIT PULL-OUT - Premea Lava

CODE	DESCRIPTION	CABINET	FINISH
INSS-150SSPOLAVAPREM	VS SUB® Slim 150mm base pull-out	150mm	PREMEA Lava

VS SUB® SLIM BASE UNIT PULL-OUT - Planero Lava

CODE	DESCRIPTION	CABINET	FINISH
INSS-150SSPOLAVAPLAN	VS SUB® Slim 150mm base pull-out	150mm	PLANERO Lava

EACH PRODUCT KIT INCLUDES:

- ✓ 2 no. storage baskets (supplied fixed on frame)
- ✓ 2 no. self-close runners
- ✓ 2 no. door hanging plates

MINIUMUM INTERNAL CAB DIMENSIONS:

Height: 530mm | Depth: 495mm



PREMEA PLATINUM
Platinum powder coated rail with silver metal base



PREMEA LAVA
Lava powder coated rail with lava metal base



PLANERO LAVA
Lava powder coated steel tray with mfc base



A BIG HELP IN A
SMALL CABINET.
VS SUB® Larder

VS SUB® Larder



The VS Sub® offers a deceptively spacious storage solution for narrower cabinets, flexible to make everyday life easier



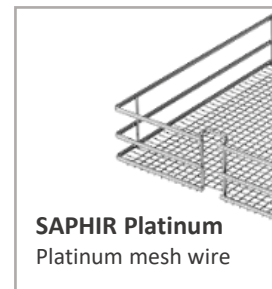
PRODUCT FEATURES & BENEFITS

- ✓ Optimal use of narrow cabinets
- ✓ Front fixed – open the door and the items come effortlessly to you
- ✓ Fully extended base runners offering ease of access to items from both sides
- ✓ Height adjustable trays
- ✓ Integrated soft and self-closing – smooth and silent motion with no ratting of items
- ✓ 4 Tray designs: Saphir, Premea Platinum & White, Premea Lava and Planero Lava

TECHNICAL DETAIL

- ✓ Cabinet width: 300 mm
- ✓ Installation depth: min. 470 mm
- ✓ Installation height: min. 660 mm
- ✓ Unhanded installation
- ✓ Base or side mounting of runners possible
- ✓ 3D adjustment enables convenient and easy alignment of the door in every direction
- ✓ Compatible with Tal Larder baskets
- ✓ Load capacity: 40kg (20kg per tray)

TRAY OPTIONS





Consumer Benefits

V
VAUTH
SAGEL

u form
Service. Ingrained.

Planning

Deceptively spacious under counter pull-out, suitable for planning in a variety of spaces

Great for storing...

Dry packaged goods, bottles, jars, cans, spices, oils & sauces



Comfortable Access

Front and back can be used in different ways.



Integrated Soft And Self-Closing

Damping mechanism for smooth and silent usage.



Flexible internal organisation system

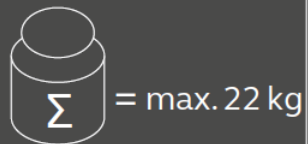
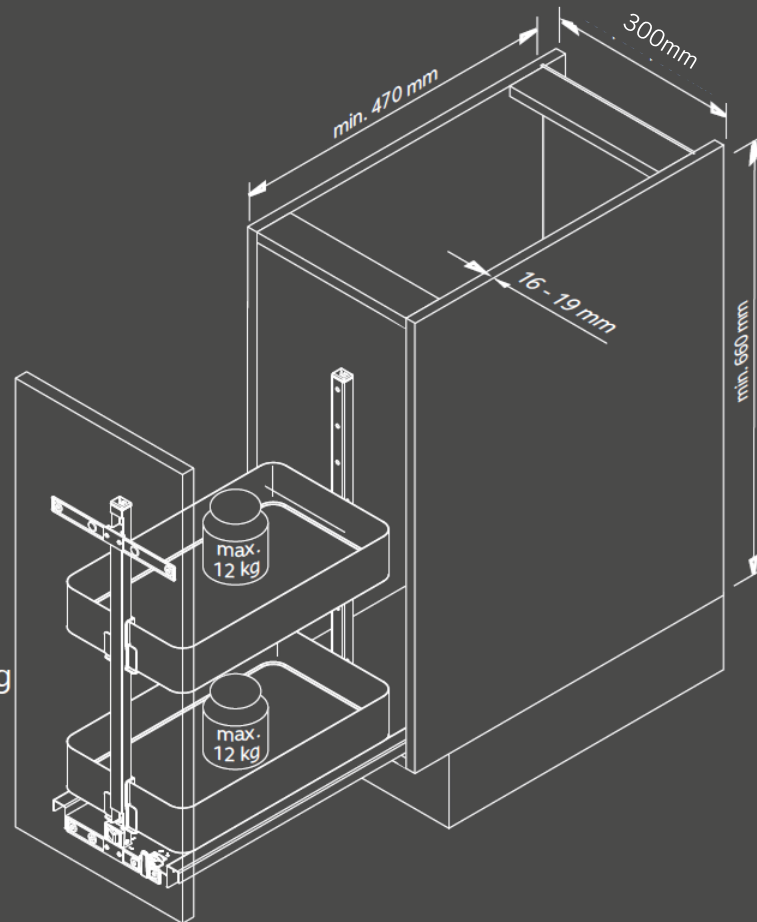
For tidy storage of small items.



For Kitchen, Living, Bathroom and Utility Area

Special storage aids and internal organisation system for specific uses.

Installer Benefits



Unhanded Installation

No need to worry about right or left-handed applications, the VS SUB[®] Larder works both ways!



Easy to Fit

The frame is easy to insert into the runners and the door is easy to fit to the frame.



3D Front Adjustment

Allows simple, convenient front adjustment, even after installing into the cabinet.



Mounting

Central mounted runners.



Retrofit Ready

Can be installed in existing cabinetry without removing the countertop.

VS SUB® Larder – Product Listings




VS SUB® LARDER BASE UNIT PULL-OUT - Saphir

CODE	DESCRIPTION	CABINET	TRAY / FINISH
INSS-300SSPOPLATSAPH	VS SUB® Larder 300mm base pull-out	300mm	SAPHIR platinum



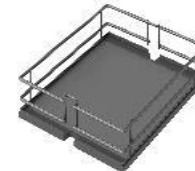
VS SUB® LARDER BASE UNIT PULL-OUT - Premea Platinum / white base

CODE	DESCRIPTION	CABINET	FINISH
ININSS-300SSPOWHPREM	VS SUB® Larder 300mm base pull-out	300mm	PREMEA platinum rail, white base



VS SUB® LARDER BASE UNIT PULL-OUT - Premea Lava

CODE	DESCRIPTION	CABINET	FINISH
INSS-300SSPOLAPREM	VS SUB® Larder 300mm base pull-out	300mm	PREMEA lava rail, lava base



VS SUB® LARDER BASE UNIT PULL-OUT - Planero Lava

CODE	DESCRIPTION	CABINET	FINISH
INSS-300SSPOLAPLAN	VS SUB® Larder 300mm base pull-out	300mm	PLANERO Lava



EACH PRODUCT KIT INCLUDES:

- ✓ 1 sub larder frame
- ✓ 2 front mounting brackets
- ✓ 2 full extension, soft-close runners
- ✓ 2 storage baskets
- ✓ 4 basket securing clips

MINIUMUM INTERNAL CAB DIMENSIONS:

Height: 660mm | Width: 260mm | Depth: 470mm

COR



VS COR® - CORNER CABINETS

A corner cabinet is not simply a cabinet placed in a corner. With this conceptual approach, we have developed cabinet solutions that not only optimally utilize angled spaces, but instead put

the corner right in the centre of the kitchen experience. As a result, we open up unseen perspectives in the kitchen and allow people to experience space in a new way.



THE MAXXIMUM IN INNOVATION. CORNERSTONE® MAXX



VS CONERSTONE® Maxx



The best solution for getting the most out of every corner ensuring heavy items are within easy reach


PRODUCT FEATURES & BENEFITS

- ✓ Easy access to troublesome corners
- ✓ Supplied with 2 height adjustable trays
- ✓ Each shelf pulls out independently
- ✓ Extends forwards for optimal access and to maintain access to adjacent cabinets
- ✓ Floating design that glides open effortlessly
- ✓ Power assisted open movement for effortless smooth operation – no need for anti-slip mats and no rattling of items
- ✓ Integrated soft and self-closing dampner
- ✓ Optional extension pole for studio height design

TECHNICAL DETAIL

- ✓ Cabinet widths: 800, 900 and 1000 mm
- ✓ Door widths: 400, 450, 500 and 600 mm
- ✓ Installation depth: min. 490 mm
- ✓ Installation heights:
2 trays: 650 – 850 mm
4 trays: 1350 – 1600 mm
- ✓ Handed Tray Designs
- ✓ Load capacity: 50kg (25kg per tray)

TRAY OPTIONS



PREMEA Platinum / White
Powder coated rail with white base



PREMEA Lava
Powder coated lava rail with lava base



PLANERO Lava
Powder coated steel sides with lava base



Consumer Benefits



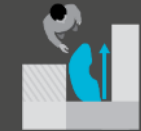
Great for storing...

Bulky pots and pans, crockery or small kitchen appliances



PAM: Power Assisted Movement

Dual-direction power mechanism, makes accessing and returning trays super easy.



L-Movement

This unique movement of the trays allows easy access to neighbouring cabinets.



Independant Movement of Shelves

The top tray moves independently of the bottom tray, which allows easy access to either.



Weight Capacity Of 25kg Per Tray

Enables the storage of large stacks of plates or heavy pots and pans.



Height Adjustable Trays

Each tray is easily adjusted up or down, allowing you to custom build your own CORNERSTONE® MAXX to your tastes and needs.



Integrated Soft and Self-Closing

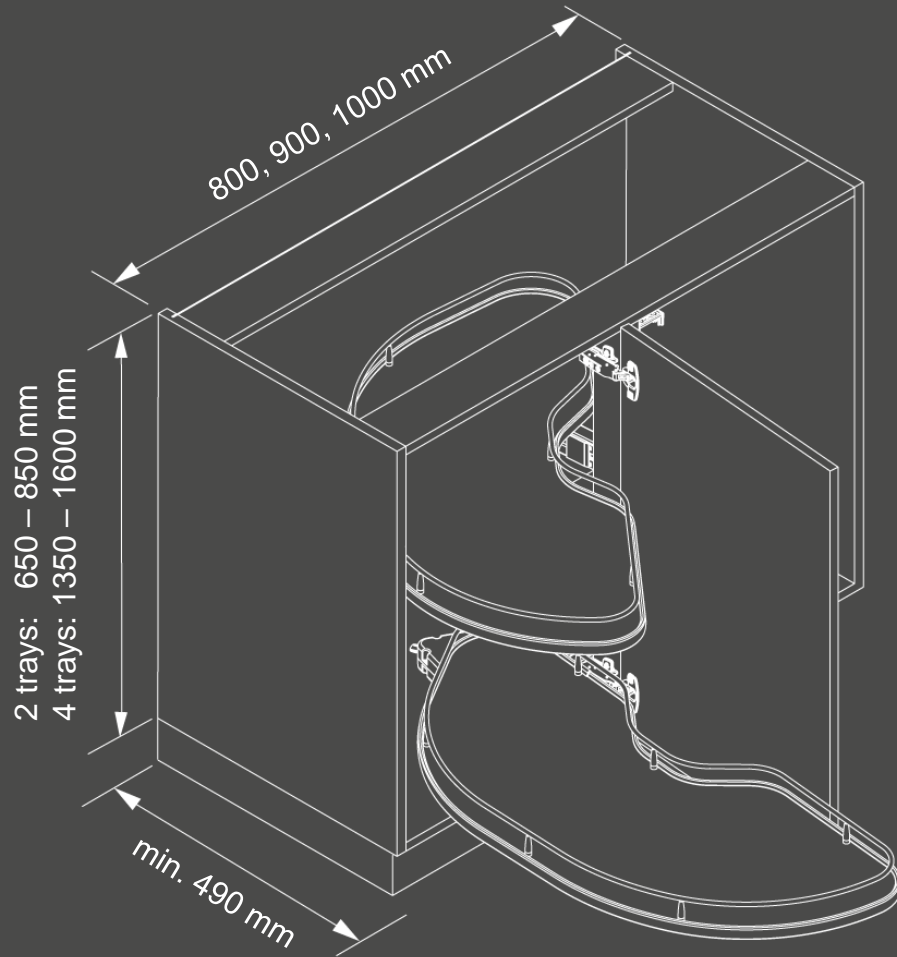
Damping mechanism provides a soft-close action of the unit.



Floating Design

Making your kitchen a true eyecatcher for get-togethers with your family & friends.

Installer Benefits



Installation Template Included For Easy Installation

Measure your opening – then line up with the arrow on the installation template. Excellent results in minutes.



Three Simple Installation Steps

For fast and easy installation.



Easy and quick Fit

Tool-free installation of the trays on the support arms.



Fewer Parts

The system consists of just three parts.



Retrofit Ready

Can be installed in existing cabinetry without removing the countertop.



Cornerstone Maxx Fitting Video



DOOR WIDTHS: 400, 450, 500, 600mm




Corner Cabinets ACCESS EVERY CORNER




CORNERSTONE® MAXX

THE FINEST SOLUTION FOR GETTING THE MOST OUT OF EVERY CORNER.



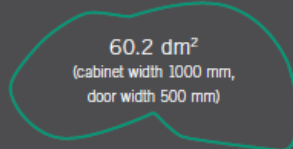
1. No blocking of neighbouring cabinet
2. Trays can be moved independently

LeMans II



1. Blocking of neighbouring cabinet
2. Trays can be moved independently

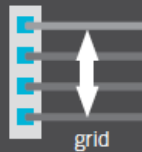
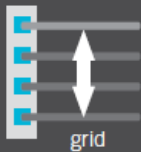
TOTAL SURFACE AREA



WEIGHT CAPACITY
load capacity
in total



HEIGHT ADJUSTABILITY OF TRAYS

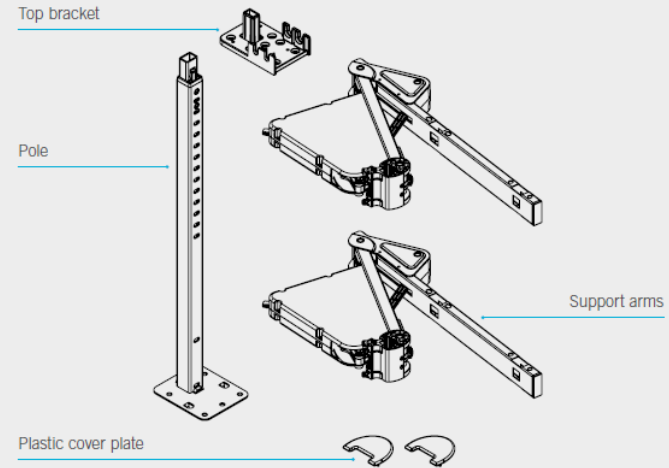
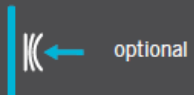



AMOUNT OF BUILT-IN PARTS fixed to cabinet

2

3


SOFT-CLOSE



1

MAIN COMPONENTS

+



2

SHELVES

VS CONERSTONE® Maxx – Product Listings



VS CORNERSTONE® MAXX CORNER PULL-OUT - Premea Platinum / white base

CODE	DESCRIPTION	HAND	DOOR	FINISH
INSS-400CMPOLHWHPREM	400mm VS Cornerstone® Maxx, left hand	LEFT	400mm	PREMEA platinum rail, white base
INSS-400CMPORHWHPREM	400mm VS Cornerstone® Maxx, right hand	RIGHT	400mm	PREMEA platinum rail, white base
INSS-450CMPOLHWHPREM	450mm VS Cornerstone® Maxx, left hand	LEFT	450mm	PREMEA platinum rail, white base
INSS-450CMPORHWHPREM	450mm VS Cornerstone® Maxx, right hand	RIGHT	450mm	PREMEA platinum rail, white base
INSS-500CMPOLHWHPREM	500mm VS Cornerstone® Maxx, left hand	LEFT	500mm	PREMEA platinum rail, white base
INSS-500CMPORHWHPREM	500mm VS Cornerstone® Maxx, right hand	RIGHT	500mm	PREMEA platinum rail, white base
INSS-600CMPOLHWHPREM	600mm VS Cornerstone® Maxx, left hand	LEFT	600mm	PREMEA platinum rail, white base
INSS-600CMPORHWHPREM	600mm VS Cornerstone® Maxx, right hand	RIGHT	600mm	PREMEA platinum rail, white base



VS CORNERSTONE® MAXX CORNER PULL-OUT - Premea Lava

CODE	DESCRIPTION	HAND	DOOR	FINISH
INSS-400CMPOLHLAPREM	400mm VS Cornerstone® Maxx, left hand	LEFT	400mm	PREMEA lava
INSS-400CMPORHLAPREM	400mm VS Cornerstone® Maxx, right hand	RIGHT	400mm	PREMEA lava
INSS-450CMPOLHLAPREM	450mm VS Cornerstone® Maxx, left hand	LEFT	450mm	PREMEA lava
INSS-450CMPORHLAPREM	450mm VS Cornerstone® Maxx, right hand	RIGHT	450mm	PREMEA lava
INSS-500CMPOLHLAPREM	500mm VS Cornerstone® Maxx, left hand	LEFT	500mm	PREMEA lava
INSS-500CMPORHLAPREM	500mm VS Cornerstone® Maxx, right hand	RIGHT	500mm	PREMEA lava
INSS-600CMPOLHLAPREM	600mm VS Cornerstone® Maxx, left hand	LEFT	600mm	PREMEA lava
INSS-600CMPORHLAPREM	600mm VS Cornerstone® Maxx, right hand	RIGHT	600mm	PREMEA lava



VS CORNERSTONE® MAXX CORNER PULL-OUT - Planero Lava

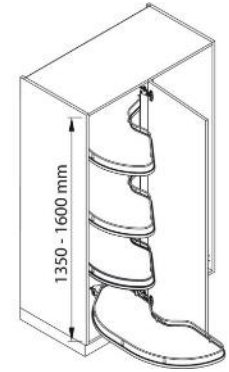
CODE	DESCRIPTION	HAND	DOOR	FINISH
INSS-400CMPOLHLAPLAN	400mm VS Cornerstone® Maxx, left hand	LEFT	400mm	PLANERO lava
INSS-400CMPORHLAPLAN	400mm VS Cornerstone® Maxx, right hand	RIGHT	400mm	PLANERO lava
INSS-450CMPOLHLAPLAN	450mm VS Cornerstone® Maxx, left hand	LEFT	450mm	PLANERO lava
INSS-450CMPORHLAPLAN	450mm VS Cornerstone® Maxx, right hand	RIGHT	450mm	PLANERO lava
INSS-500CMPOLHLAPLAN	500mm VS Cornerstone® Maxx, left hand	LEFT	500mm	PLANERO lava
INSS-500CMPORHLAPLAN	500mm VS Cornerstone® Maxx, right hand	RIGHT	500mm	PLANERO lava
INSS-600CMPOLHLAPLAN	600mm VS Cornerstone® Maxx, left hand	LEFT	600mm	PLANERO lava
INSS-600CMPORHLAPLAN	600mm VS Cornerstone® Maxx, right hand	RIGHT	600mm	PLANERO lava



VS CORNERSTONE® MAXX EXTENSION POLE

CODE	DESCRIPTION
INSS-CMEXTPOLE	Extension pole, 1350-1600mm

Extension pole to accommodate a studio height corner solution (order 2 Cornerstone Maxx base products and extension pole separately)



EACH CORNERSTONE MAXX KIT INCLUDES:

- ✓ 2 swing mechanisms (unhanded)
- ✓ 1 fitting pole
- ✓ 2 storage baskets (handed)

MINIMUM INTERNAL CAB DIMENSIONS:

DOOR WIDTH	CAB WIDTH	MIN DOOR OPENING	MIN CAB DEPTH	CAB HEIGHT
400mm	800mm	361mm	490mm	610-770mm
450mm	900mm	411mm	490mm	610-770mm
500mm	1000mm	461mm	490mm	610-770mm
600mm	1000mm	561mm	490mm	610-770mm

THE CORNER IN THE CENTRE.
CORNERSTONE® Swing

VS CONERSTONE® Swing



Cornerstone® Swing offers a more affordable corner storage solution making the most of troublesome corners

PRODUCT FEATURES & BENEFITS

- Easy access to troublesome corners
- Supplied with 2 trays
- Each shelf pulls out independently
- Lower tray opens with the door - both trays close as the door shuts (top tray includes closing wheel mechanism)
- Extends forwards for optimal access and to maintain access to adjacent cabinets
- Fully extendable for easy access to items
- Height adjustable trays
- Soft close mechanism available separately

TECHNICAL DETAIL

- Cabinet widths: 800, 900 and 1000mm
- Door widths: 400, 450, 500 and 600mm
- Minimum installation height: 610 - 770mm
- Minimum installation depth: 495mm
- Easy assembly - only the support pole requires fitting
- Unhanded
- Load capacity: 36kg (18kg per tray)

TRAY OPTIONS





Consumer Benefits



Great for storing...

Bulky pots and pans, crockery or small kitchen appliances



Independant Movement Of Shelves

For more convenient and better access to the lower tray.



Door-Mounted Lower Tray

The lower tray is attached to the door and follows when the door is opened - both trays close as the door closes.



L-Movement

This unique movement of the trays allows easy access to neighbouring cabinets.



Optional Soft And Self-Closing

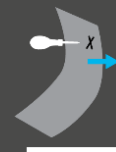
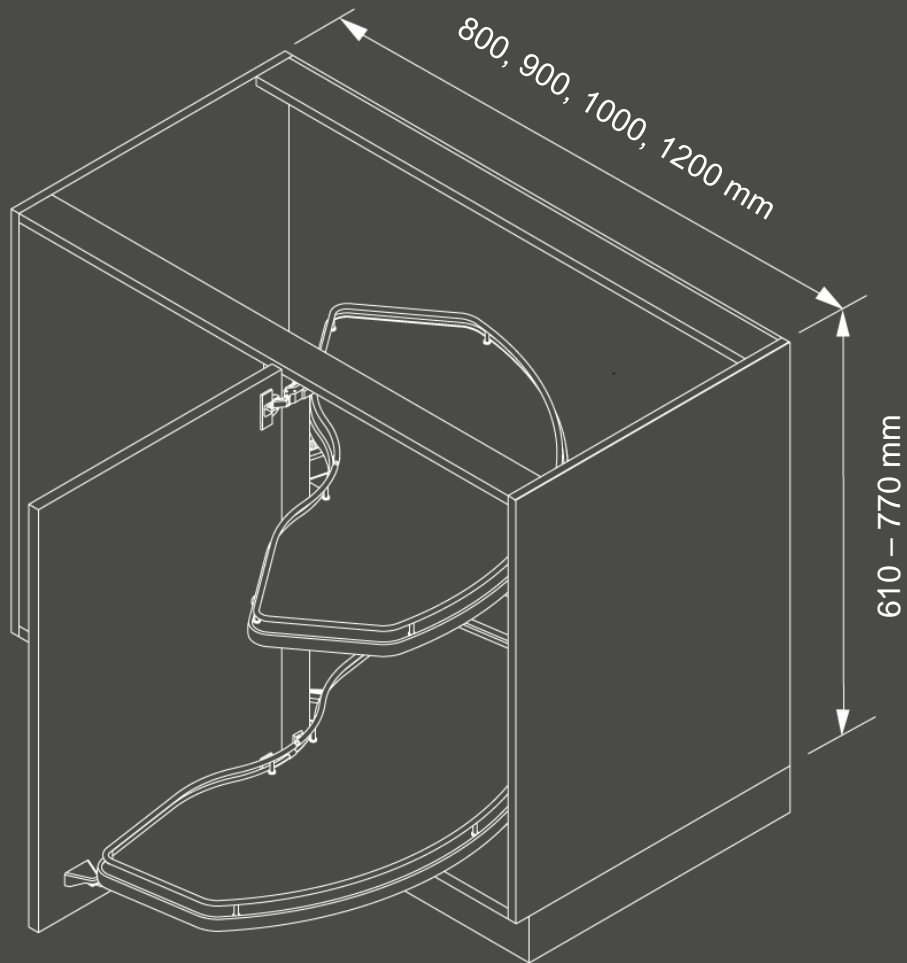
An optional damping mechanism provides a soft-close action of the unit.



Weight Capacity of 18kg Per Tray

Enables the storage of large stacks of plates or heavy pots and pans.

Installer Benefits



Installation Template Included For Easy Installation

Measure your opening – then line up with the arrow on the installation template. Excellent results in minutes.



Unhanded Installation

No need to worry about right or left-handed applications, the CORNERSTONE® Swing works both ways!



Easy Assembly

Only support pole needs to be mounted.



Retrofit Ready

Can be installed in existing cabinetry without removing the countertop.

VS CONERSTONE® Swing – Product Listings



VS CORNERSTONE® SWING CORNER PULL-OUT – BASIC SILVER / WHITE

CODE	DESCRIPTION	HAND	DOOR	FINISH
INSS-400CSPOUNWHBASI	400mm VS Cornerstone® Swing	UNHANDED	400mm	BASIC Silver edge, white base
INSS-450CSPOUNWHBASI	450mm VS Cornerstone® Swing	UNHANDED	450mm	BASIC Silver edge, white base
INSS-500CSPOUNWHBASI	500mm VS Cornerstone® Swing	UNHANDED	500mm	BASIC Silver edge, white base
INSS-600CSPOUNWHBASI	600mm VS Cornerstone® Swing	UNHANDED	600mm	BASIC Silver edge, white base



VS CORNERSTONE® SWING CORNER PULL-OUT – BASIC LAVA

CODE	DESCRIPTION	HAND	DOOR	FINISH
INSS-400CSPOUNLABASI	400mm VS Cornerstone® Swing	UNHANDED	400mm	BASIC lava edge, lava base
INSS-450CSPOUNLABASI	450mm VS Cornerstone® Swing	UNHANDED	450mm	BASIC lava edge, lava base
INSS-500CSPOUNLABASI	500mm VS Cornerstone® Swing	UNHANDED	500mm	BASIC lava edge, lava base
INSS-600CSPOUNLABASI	600mm VS Cornerstone® Swing	UNHANDED	600mm	BASIC lava edge, lava base

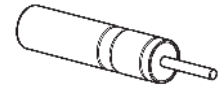


VS CORNERSTONE® SWING

Soft-close mechanism

CODE	DESCRIPTION
INSS-CSSOFTCLOSE	Soft-close dampener

Add the benefit of soft-close to your Cornerstone Swing pull-out. Can be retro fitted



EACH CORNERSTONE SWING KIT INCLUDES:

- ✓ 2 Swing mechanisms (unhanded)
- ✓ 1 fitting pole & fittings
- ✓ 2 storage baskets (unhanded)
- ✓ 1 door attachment arm (optional)
- ✓ 1 self-close wheel

MINIUMUM INTERNAL CAB DIMENSIONS:

DOOR WIDTH	CAB WIDTH	CAB DEPTH	CAB HEIGHT
400mm	764mm	495mm	650–800mm
450mm	800mm	495mm	650–800mm
500mm	910mm	495mm	650–800mm
600mm	960mm	495mm	650–800mm



ACCESS TO EVERY CORNER. VS COR® Flex

VS COR® Flex



A highly practical corner storage solution offering complete access to 4 storage trays in just one swift move.


PRODUCT FEATURES & BENEFITS

- ✓ Clever storage solution that offers full optimisation of a corner unit space
- ✓ Free of door – offering easier access to trays
- ✓ Full extension of all 4 trays – just pull the front trays forward and sideways and 100% of storage space extends from the cabinet in one move
- ✓ Integrated soft and self-closing dampner – smooth & silent motion with no rattling of items
- ✓ Available in 4 basket designs

TECHNICAL DETAIL

- ✓ Cabinet widths: 900mm and 1000 mm
- ✓ Door widths: 450mm - 500 mm
- ✓ Minimum installation depth: 480mm (cabinet requires an internal post)
- ✓ Minimum installation height: 575 mm
- ✓ Unhanded product with base mounted runners
- ✓ Basket load capacity: 32kg (8kg per tray)

TRAY OPTIONS





Consumer Benefits



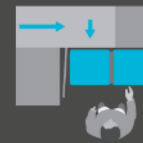
Great for storing...

Cookware, bulky pots and pans, tableware, small appliances



Maximum Access

Unique design allows easy access to 100% of the storage space.



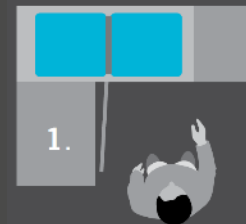
Lock-system

This frame only allows desired movement, preventing accidental closing of trays and potential damage to surrounding cabinets.

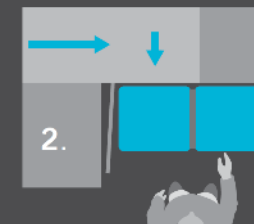


Integrated Soft and Self-Closing

Damping mechanism for smooth and silent operation. No more rattling of pots and pans.



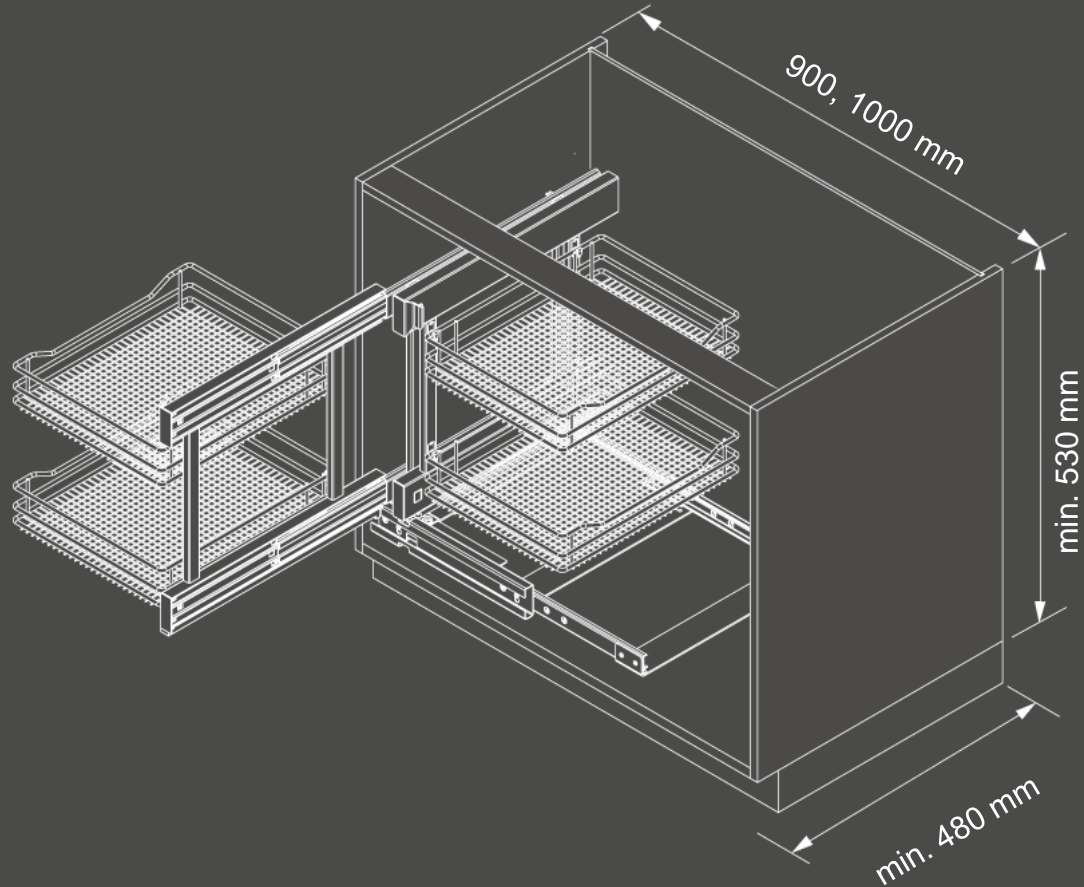
1.



2.

1. Best use of space
2. Optimal access, all baskets come out of the cabinet

Installer Benefits



Installation Template Included For Easy Installation

Measure your opening – then line up with the arrow on the installation template. Excellent results in minutes.



Unhanded Installation

No need to worry about right or left handed applications, the VS COR® Flex works both ways!



Easy Bottom Mount Installation

Just a few screws secure the frame to the cabinet, and the VS COR® Flex is ready for action!



Retrofit Ready

Can be installed in existing cabinetry without removing the countertop.




[Cor Flex Fitting Video](#)

VS COR® FLEX – Product Listings



VS COR® FLEX CORNER PULL-OUT – SAPHIR

CODE	DESCRIPTION	HAND	CABINET	FINISH
INSS-450CFPOPLATSAPH	450mm VS Cor® Flex	UNHANDED	450mm	SAPHIR Platinum
INSS-500CFPOPLATSAPH	500mm VS Cor® Flex	UNHANDED	500mm	SAPHIR Platinum




EACH COR FLEX PRODUCT INCLUDES:

- ✓ 1 Frame Set
- ✓ Hanging rails and base mounting track
- ✓ 2x Storage baskets (rear)
- ✓ 2x Storage baskets (front)

VS COR® FLEX CORNER PULL-OUT – PREMEA Platinum / white base

CODE	DESCRIPTION	HAND	CABINET	FINISH
INSS-450CFPOWHPREM	450mm VS Cor® Flex	UNHANDED	450mm	PREMEA platinum rail, white base
INSS-500CFPOWHPREM	500mm VS Cor® Flex	UNHANDED	500mm	PREMEA platinum rail, white base



MINIMUM INTERNAL CAB DIMENSIONS:

DOOR WIDTH	CAB SIZE	MIN. INSIDE WIDTH	MIN. DOOR OPENING
450mm	900mm	693mm	381mm
500mm	1000mm	802mm	444mm

VS COR® FLEX CORNER PULL-OUT – PREMEA Lava

CODE	DESCRIPTION	HAND	CABINET	FINISH
INSS-450CFPOLAPREM	450mm VS Cor® Flex	UNHANDED	450mm	PREMEA lava rail, lava base
INSS-500CFPOLAPREM	500mm VS Cor® Flex	UNHANDED	500mm	PREMEA lava rail, lava base



VS COR® FLEX CORNER PULL-OUT – PLANERO Lava

CODE	DESCRIPTION	HAND	CABINET	FINISH
INSS-450CFPOLAPLAN	450mm VS Cor® Flex	UNHANDED	450mm	PLANERO lava
INSS-500CFPOLAPIAN	500mm VS Cor® Flex	UNHANDED	500mm	PLANERO lava



VS
TAL



VS TAL[®] - TALL CABINETS

An elegant tall cabinet is the gateway to a good kitchen life. As a storage cabinet for food or as a practical storage option for kitchen utensils, it significantly contributes to

improved working efficiency and an increased quality of life. Neither narrow gaps nor small opening angles stand in the way of our top cabinet solutions.



VS TAL® Larder

An elegant larder system offering impressive storage capacity for tall & slim cabinets – perfect for a household's weekly grocery shop.



PRODUCT FEATURES & BENEFITS

- Front fixed – open the door and the unit glides effortlessly out to you
- Quick and easy height adjustable trays – to tailor arrangement of different items
- Advantages over drawer systems - full visibility and quicker access to items from both sides
- Full extension for 100% access – adjust how far larder moves out depending on capacity
- Power assisted open movement for effortless smooth operation (ordered seperately)
- Integrated soft & self closing - smooth & silent motion
- Includes Basket clips – no rattling or movement
- Supplied with 5 baskets

TECHNICAL DETAIL

- Cabinet sizes: 300mm & 400 mm
- Installation depth: 470 mm
- Installation height: 1900 – 2140 mm
- Robust patented top and base runner system built to last
- 3D adjustment enables convenient and easy alignment of the door in every direction
- Load capacity: 80kg (16kg per tray)

TRAY OPTIONS



YOUR STOCKPILE OF
ACCESSIBLE STORAGE SPACE.
VS TAL® Larder



Consumer Benefits



Great for storing...

Dry packaged foods, jars, cans, bottles

PAM: Optional Power Assisted Movement (ordered separately)

Dual-direction power mechanism, makes accessing & returning trays effortless. One finger is all it takes to move a fully loaded TAL® Larder.



Optimal Access

Full extension configuration allows for easy access to products stored in the rear as well as the front.



Complete Visibility With One Pull

Open the door and every item is instantly visible.



Save Time

No need to constantly move around items to find the one you need – everything is stored in an easy access format.



Height Adjustable Trays

Each tray is easily adjusted up or down, allowing you to customise your own VS TAL® Larder to your tastes and needs.



Integrated Soft And Self-Closing

Damping mechanism provides a soft-close action of the unit.



Heavy Duty Noise Restricting Roller Slides

Even when loaded to capacity, the VS TAL® Larder opens and closes effortlessly and quietly.

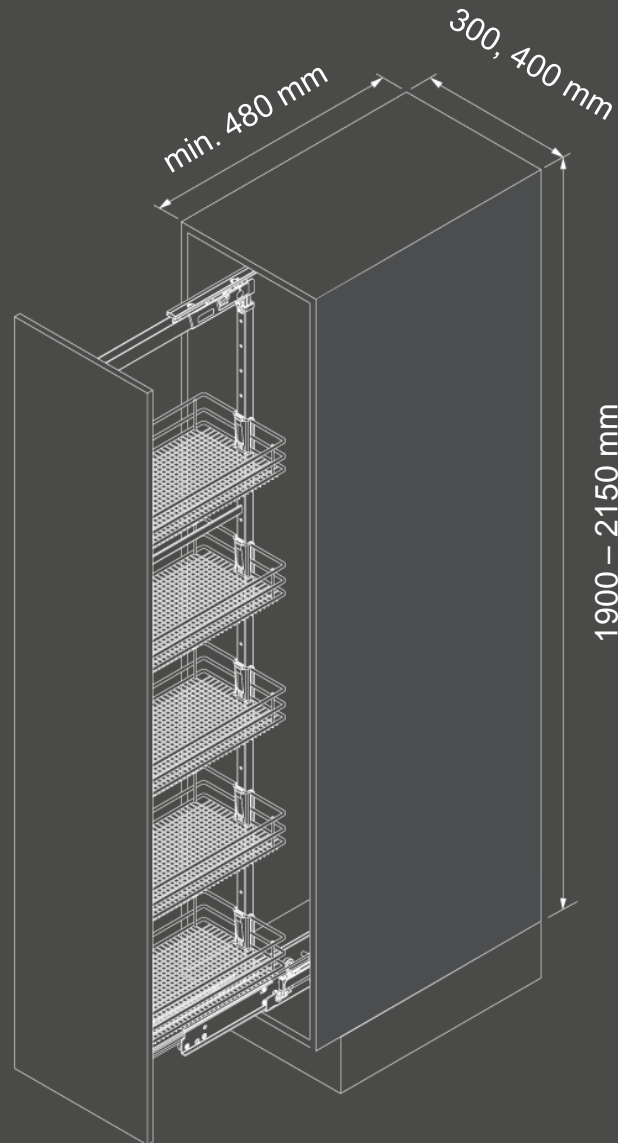


Synchronised Upper And Lower End Stops

Maintenance free, no more asynchronous rails.



Installer Benefits



EasyFit

Self-locking system for tool-free installation of frame into upper and lower guide rails.



3D Front Adjustment

Simple, fast and trouble-free adjustment, even after the unit is installed! Up, down, left, right, in and out adjustments are achieved with a simple turn of a screwdriver.



Retrofit Ready

Can be installed in existing cabinetry.



[Tal Larder Fitting Video](#)



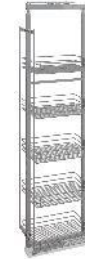
[Tal Larder Fitting Video 2](#)

VS TAL® LARDER – Product Listings



VS TAL® LARDER PULL-OUT – SAPHIR

CODE	DESCRIPTION	CABINET	FINISH
INSS-300TLPOPLATSAPH	300mm VS Tal® Larder pull-out	300mm	SAPHIR Platinum
INSS-400TLPOPLATSAPH	400mm VS Tal® Larder pull-out	400mm	SAPHIR Platinum



VS TAL® LARDER PULL-OUT – PREMEA Platinum / white base

CODE	DESCRIPTION	CABINET	FINISH
INSS-300TLPOWHPREM	300mm VS Tal® Larder pull-out	300mm	PREMEA platinum rail, white base
INSS-400TLPOWHPREM	400mm VS Tal® Larder pull-out	400mm	PREMEA platinum rail, white base



VS TAL® LARDER PULL-OUT – PREMEA Lava

CODE	DESCRIPTION	CABINET	FINISH
INSS-300TLPOLAPREM	300mm VS Tal® Larder pull-out	300mm	PREMEA lava rail, lava base
INSS-400TLPOLAPREM	400mm VS Tal® Larder pull-out	400mm	PREMEA lava rail, lava base



VS TAL® LARDER PULL-OUT – PLANERO Lava

CODE	DESCRIPTION	CABINET	FINISH
INSS-300TLPOLAPLAN	300mm VS Tal® Larder pull-out	300mm	PLANERO lava
INSS-400TLPOLAPLAN	400mm VS Tal® Larder pull-out	400mm	PLANERO lava



EACH TAL LARDER PRODUCT KIT INCLUDES:

- ✓ 1 height adjustable hanging frame
- ✓ Hanging rails and base mounting track
- ✓ Door panel mounting bars
- ✓ 1x base runner
- ✓ 1x top runner
- ✓ 5x Storage baskets
- ✓ Door front fixing plates
- ✓ Basket hanging clips

POWER ASSISTED SOFT-OPEN

CODE	DESCRIPTION
INSS-SOFTOPENTL	Power assisted soft opening damper for Tal Larder



THE GATEWAY TO
MAXIMUM STORAGE SPACE.
VS TAL® Gate

VS TAL® Gate



Ideal for wide cabinets, the VS Tal Gate offers maximum storage space and easy access, setting new standards in convenience and design


PRODUCT FEATURES & BENEFITS

- Side door attached – open the door and the unit comes to you effortlessly
- Quick and easy height adjustable trays – to tailor arrangement of different items
- Advantages over drawer systems - full visibility & quicker access to items from all sides
- Top and base runner for maximum stability
- Height adjustable frame to suit either 1970mm or 2150mm tall cabinets
- Supplied with 5 baskets


TECHNICAL DETAIL

- Cabinet widths: 500 and 600 mm
- Installation depth: min. 480 mm
- Installation height: 1900 – 2140 mm
- Recommended hinges (not included): 110°/120° (for soft close, hinges with a dampener must be ordered)
- Load capacity: 75kg (15kg per tray)

TRAY OPTIONS



PREMEA Platinum / White
Powder coated rail with white base



PREMEA Lava
Powder coated lava rail with lava base



PLANERO Lava
Powder coated steel sides with lava base



Consumer Benefits



Great for storing...

Dry packaged food, jars, cans, bottles



Comfortable Access

Trays come automatically outside the cabinet when opening the door for easy access from two sides.



Optimal Use Of Space

Large storage capacity on a small space requirement for all your dry supplies.



Complete Visibility With One Pull

Open the door and every item is instantly visible.



Save Time

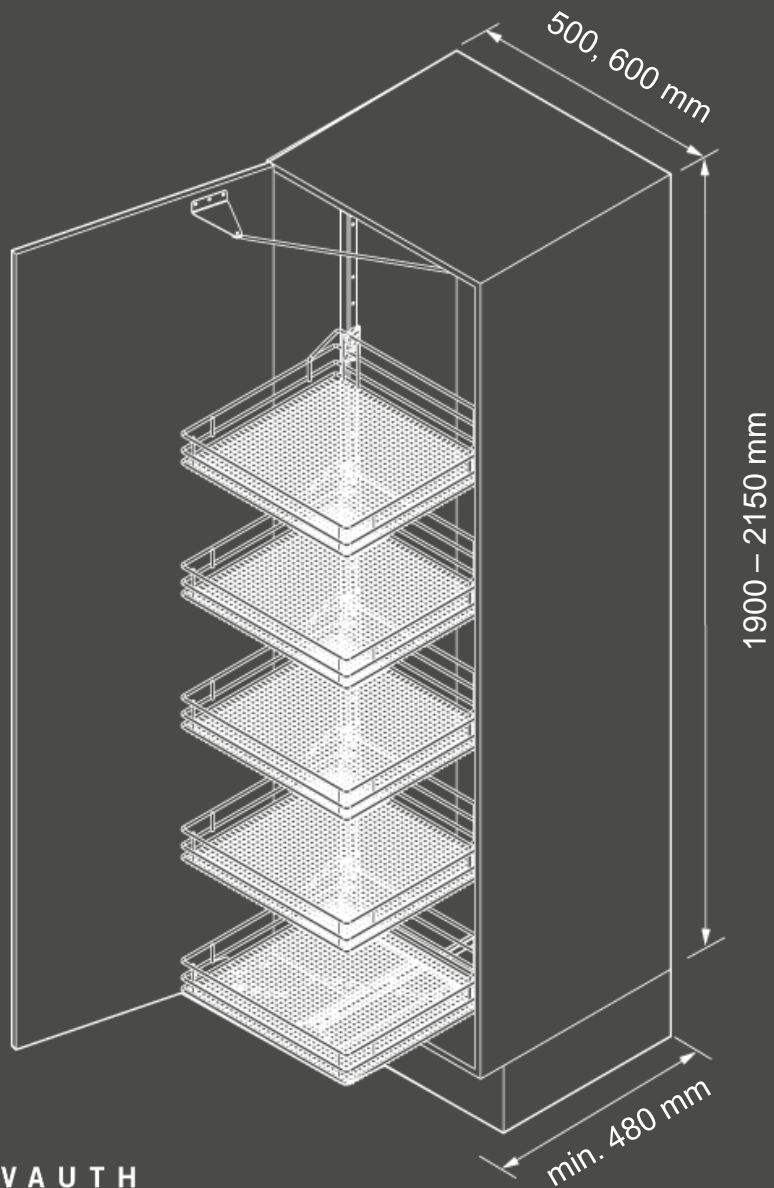
No need to constantly move around items to find the one you need – everything is stored in an easy access format.



Height Adjustable Trays

Each tray is easily adjusted up or down, allowing you to custom build your own VS TAL® Gate to your tastes and needs.

Installer Benefits



Unhanded Installation

No need to worry about right or left handed applications, the VS TAL® Gate works both ways!



EasyFit

Toolless frame assembly on the lower runner
Toolless connection between the driver and support frame.



Retrofit Ready

Can be installed into existing cabinetry.



Tal Gate Fitting Video

VS TAL® GATE – Product Listings



VS TAL® GATE PULL-OUT – PREMEA Platinum / white base

CODE	DESCRIPTION	CABINET	FINISH
INSS-500TGPOWHPREM	500mm VS Tal® Gate Pro pull-out	500mm	PREMEA platinum rail, white base
INSS-600TGPOWHPREM	600mm VS Tal® Gate Pro pull-out	600mm	PREMEA platinum rail, white base



VS TAL® GATE PULL-OUT – PREMEA Lava

CODE	DESCRIPTION	CABINET	FINISH
INSS-500TGPOLAPREM	500mm VS Tal® Gate Pro pull-out	500mm	PREMEA lava rail, lava base
INSS-600TGPOLAPREM	600mm VS Tal® Gate Pro pull-out	600mm	PREMEA lava rail, lava base



VS TAL® GATE PULL-OUT – PLANERO Lava

CODE	DESCRIPTION	CABINET	FINISH
INSS-500TGPOLAPLAN	500mm VS Tal® Gate Pro pull-out	500mm	PLANERO lava
INSS-600TGPOLAPLAN	600mm VS Tal® Gate Pro pull-out	600mm	PLANERO lava



EACH TAL GATE KIT INCLUDES:

- ✓ 1x frame set
- ✓ 1x runner set
- ✓ 5x baskets
- ✓ 1 x Hanging frame, height adjustable
- ✓ 2 x Door panel swing out arms, top and bottom
- ✓ 1 x Top synchronised runner, full extension, ball cage runner
- ✓ 1 x Bottom synchronised runner, full extension, self-closing roller runner
- ✓ 5 x Baskets
- ✓ 5 x Basket hanging clips

NB. Recommended hinges (not included):
 110°/120° for 500 and 600 mm larder units
 If soft closing required, hinges with damper must be specified



VS TAL® Gate Pro

The VS Tal Gate Pro packs storage into the cabinet as well as the door for an optimal space utilisation and easy access to items

EVEN MORE SPACE FOR YOUR IDEAS.
VS TAL® Gate Pro

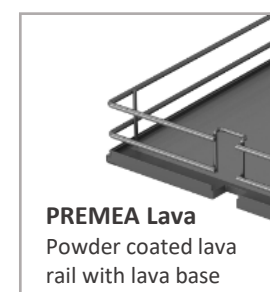

PRODUCT FEATURES & BENEFITS

- Attached to the door – simply open the door and the entire unit comes out to you effortlessly
- Quick and easy height adjustable trays – to tailor arrangement of different items
- Advantages over drawer systems - full visibility & quicker access to items from all sides
- Integrated soft & self closing - smooth & silent motion
- Additional support arm attaching cabinet system to door for extra support
- Height adjustable frame to suit either 1970mm or 2150mm tall cabinets
- Supplied with 5 baskets

TECHNICAL DETAIL

- Cabinet widths: 500mm and 600 mm
- Installation depth: min. 480 mm
- Installation height: 1900 – 2140 mm
- Symmetrical height alignment of both cabinet and door baskets is possible
- Suitable for standard 110° cabinet hinge
- Load capacity (cabinet): 80kg
- Load capacity (door): 20kg

TRAY OPTIONS





Consumer Benefits

Great for storing...

Dry packaged food, jars, cans, bottles



Comfortable Access

Brings all content to the front. So everything that is stored in the rear area can be reached comfortably and easily.



Additional door rack

Thanks to the additional sorting, the door shelves enable better interior organisation and thus provides a better overview.



Complete Visibility With One Pull

Open the door and every item is instantly visible.



Save Time

No need to constantly move around items to find the one you need – everything is stored in an easy access format.



Height Adjustable Trays

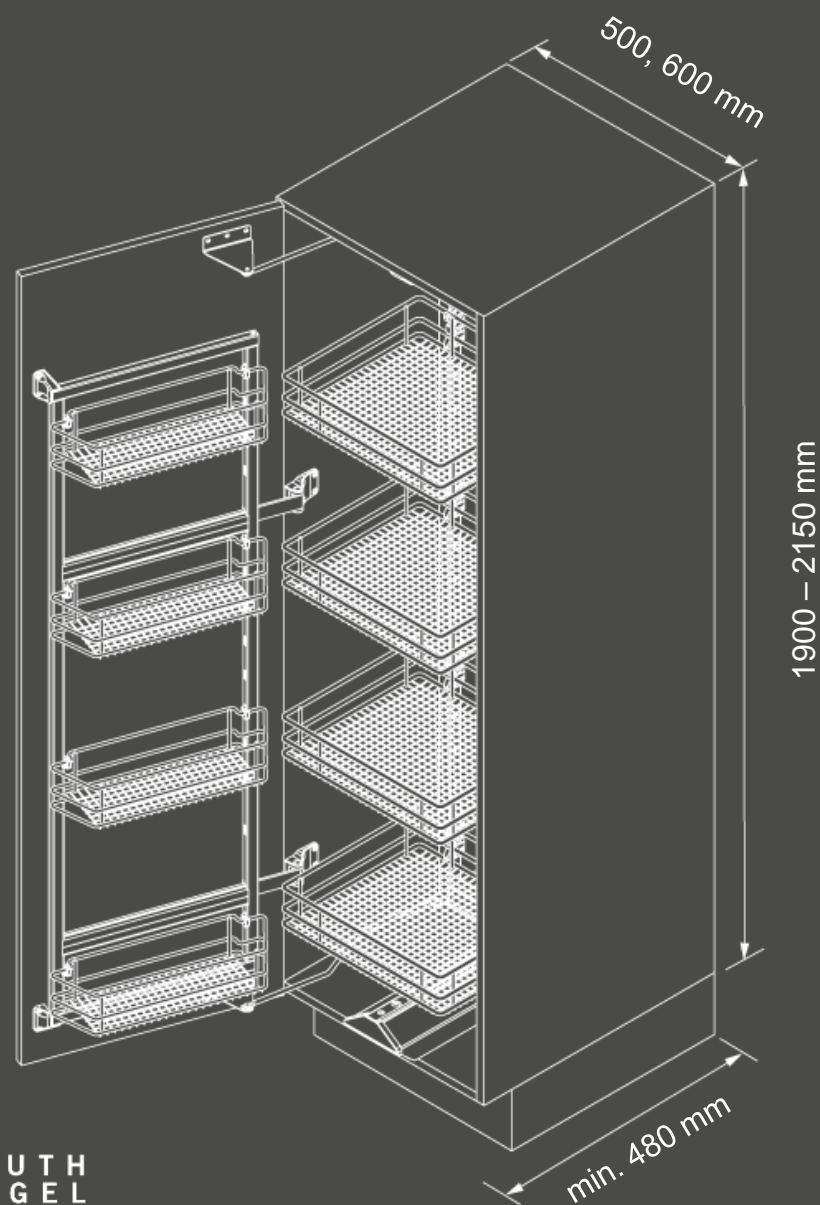
Each tray is easily adjusted up or down, allowing you to custom build your own VS TAL® Gate Pro to your tastes and needs.



Integrated Soft And Self-Closing

Damping mechanism for smooth and silent usage - no more rattling of stored items.

Installer Benefits



EasyFit

Toolless frame assembly on the lower runner.
Toolless connection between the driver and support frame.



Unhanded Installation

No need to worry about right or left-handed applications, the VS TAL® Gate Pro works both ways!



Different Set Basket Options

For ideal utilisation of higher and lower installation heights. Also available for base cabinets.



Retrofit Ready

Can be installed into existing cabinetry.

VS TAL® GATE Pro – Product Listings



VS TAL® GATE PRO PULL-OUT – PREMEA Platinum / white base

CODE	DESCRIPTION	CABINET	FINISH
INSS-500TGPRPOWHPREM	500mm VS Tal® Gate Pro pull-out	500mm	PREMEA platinum rail, white base
INSS-600TGPRPOWHPREM	600mm VS Tal® Gate Pro pull-out	600mm	PREMEA platinum rail, white base



VS TAL® GATE PRO PULL-OUT – PREMEA Lava

CODE	DESCRIPTION	CABINET	FINISH
INSS-500TGPRPOLAPREM	500mm VS Tal® Gate Pro pull-out	500mm	PREMEA lava rail, lava base
INSS-600TGPRPOLAPREM	600mm VS Tal® Gate Pro pull-out	600mm	PREMEA lava rail, lava base



VS TAL® GATE PRO PULL-OUT – PLANERO Lava

CODE	DESCRIPTION	CABINET	FINISH
INSS-500TGPRPOLAPLAN	500mm VS Tal® Gate Pro pull-out	500mm	PLANERO lava
INSS-600TGPRPOLAPLAN	600mm VS Tal® Gate Pro pull-out	600mm	PLANERO lava



EACH TAL GATE PRO KIT INCLUDES:

- ✓ 1 x Hanging frame, height adjustable
- ✓ 2 x Door panel swing out arms
- ✓ 1 x Top synchronised runner, full extension
- ✓ 1 x Bottom synchronised runner, full extension
- ✓ 1 x Door mounting frame
- ✓ 2 x Hinge support arms
- ✓ 5 x Baskets for main frame
- ✓ 5 x Baskets for door frame
- ✓ Cabinet frame basket hanging clips
- ✓ Door frame basket hanging clips



VS ENVI® - WASTE BIN SYSTEMS

Hygiene, environmental awareness and sustainability play a special role in the kitchen - especially in waste disposal. This requires system solutions which maintain both - the cleanliness of the

kitchen and a flexible separation. As a result, it's not only your own living space that stays clean, but nature as well.





VS ENVI® Space XX Pro

Even waste need space and the VS Envi Space XX Pro offers the perfect solution with a choice of widths and generous bin capacities

PRODUCT FEATURES & BENEFITS

- Front fixed – access the bin in one simple motion by pulling the door open
- Maximises space by working to full width of cabinet
- Quality bins engineered from sturdy materials
- Bins are non polymer, food safe polypropylene plastic – suitable for storing pet food
- Over extension runners for easy removal of rear bin
- Automatic closure and soft & self closing mechanism
- Convenient handles on every bin compartment for easy removal and carrying
- Tall height bins located under the counter top enable easy input of waste, directly from the work surface.
- Dishwasher safe
- Trend lava grey finish

TECHNICAL DETAIL

- Available in a range of cabinet widths: 300, 400, 450, 500 and 600mm
- Installation height: min. 580mm
- Installation depth: min. 480mm
- Integral Grass Nova Pro synchronised, over extension runners (side fixing to cabinet)
- Lava Grey epoxy steel side panels and fixed lid, quality non toxic, polymer plastic bins
- Hidden fittings for improved aesthetics
- 3D Cam Shaft Adjustment – allows simple, convenient front adjustment, even after installing into the cabinet.
- Range of capacities – up to 88L

FINISH



Lava Grey
Lava steel sides & lid,
lava grey plastic bin

A BIG HELP IN A
SMALL CABINET.

VS ENVI® Space XX Pro



Consumer Benefits



Clearly Arranged Waste Separation

Different bins with the option to store different kinds of waste. So you can easily separate the waste.



Synchronised Runners With Over Extension

Easy removal of the rear bin without first having to remove the front bin.



Powder Coated Lid

For additional storage space.



Various Bin Sizes

The right size for everyone.



Bins Are Made Of Food Proof Plastic

Suitable for storing pet food, for example.



Easy To Clean & Dishwasher Safe

Smooth surfaces for easy cleaning. Bins can be washed in the dishwasher at up to 70°C.



Bin Handles

For bag fastening, easy carrying and removal of the bins.



Optional Lid Variants

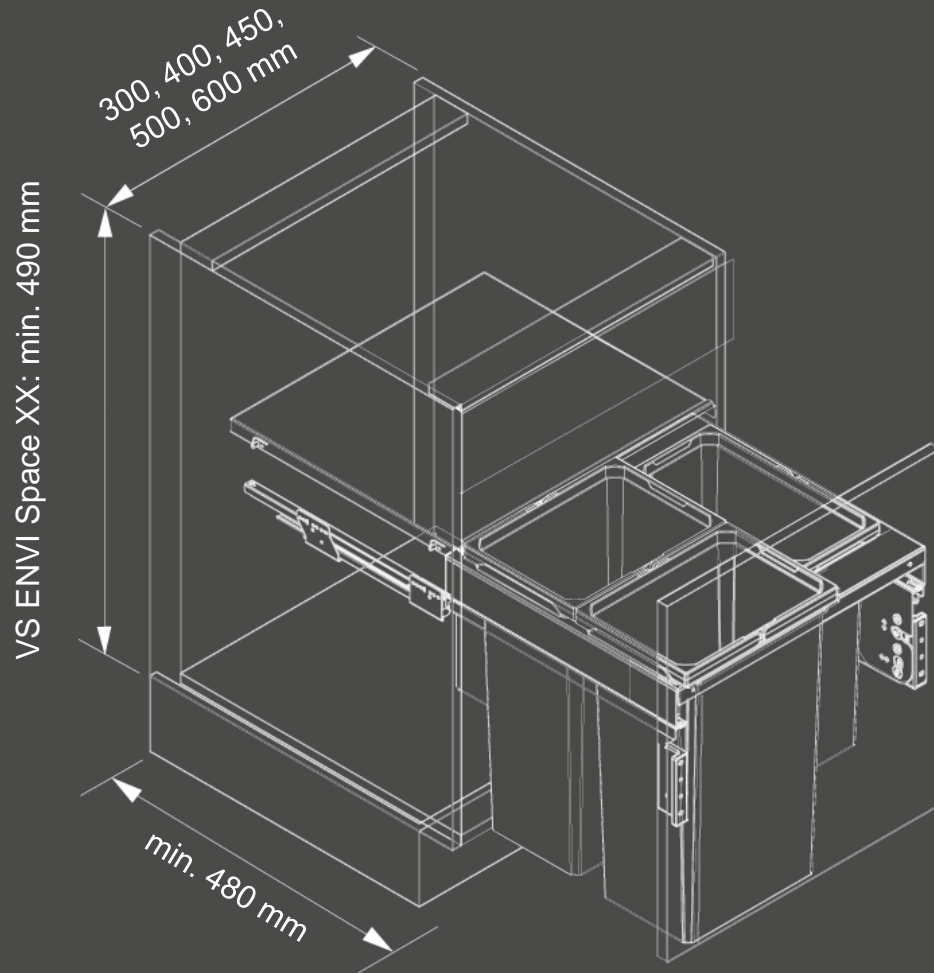
Standard lid closed or bio-lid with active carbon filter.



Integrated Soft And Self-Closing

Damping mechanism for smooth and silent closing.

Installer Benefits



Tool-Free Assembly Of The System On The Runners

No tools needed when assembling the system on the runners.



Installation Template

No measuring necessary.



For Usage underneath a countertop



3D Cam Shaft Adjustment

Allows simple, convenient front adjustment, even after installing into the cabinet.



Retrofit Ready

Can be installed in existing cabinetry without removing the countertop.



[Envi Space XX Pro Fitting Video](#)



[Envi Space XX Pro Fitting Video 2](#)

VS ENVI® Space XX Pro – Product Listings



VS ENVI® SPACE XX PRO PULL-OUT WASTE BIN – Lava Grey

CODE	DESCRIPTION	CABINET	CAPACITY	FINISH
INBN-30033ENVISPLAVA	VS ENVI Space XX Pro for 300mm cabinet, 1 x32L bin + 1.2L box	300mm	32L	Lava Grey
INBN-40044ENVISPLAVA	VS ENVI Space XX Pro for 400 mm cabinet, 1 bin (1x 44L)	400mm	44L	Lava Grey
INBN-45064ENVISPLAVA	VS ENVI Space XX Pro for 450 mm cabinet, 2 bins (2x 32L)	450mm	64L	Lava Grey
INBN-50064ENVISPLAVA	VS ENVI Space XX Pro for 500 mm cabinet, 2 bins (2x 32L)	500mm	64L	Lava Grey
INBN-60085ENVISPLAVA	VS ENVI Space XX Pro for 600 mm cabinet, 3 bins (2x 32L + 1x 21)	600mm	85L	Lava Grey
INBN-60088ENVISPLAVA	VS ENVI Space XX Pro for 600 mm cabinet, 2 bins (2x 44L)	600mm	88L	Lava Grey



300mm (1x32L + 1.2L)



400mm (1x44L)



450mm (2x32L)



500mm (2x32L)



600mm (2x44L)



600mm (2x44L)

EACH ENVI SPACE XX PRO INCLUDES:

- ✓ 2 metal side panels
- ✓ 2 side runners
- ✓ 1x metal lid
- ✓ Bin compartment(s)
- ✓ Fixing brackets

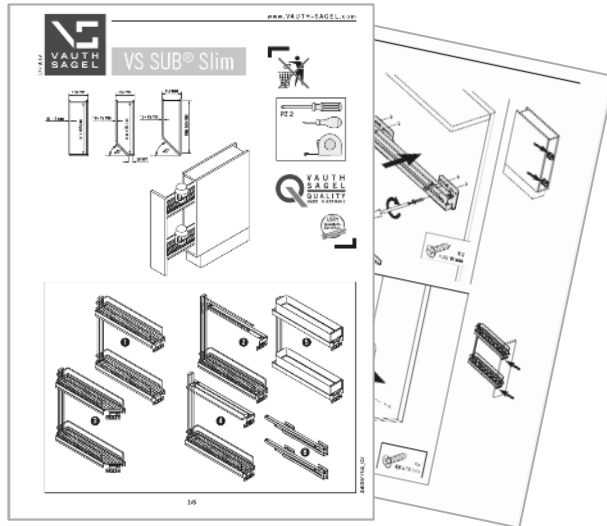
MINIMUM INTERNAL CAB DIMENSIONS:

Height: 580mm | Depth: 480mm

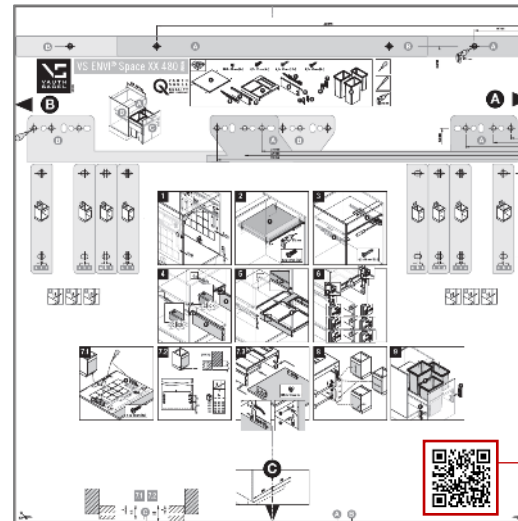


Fitting Guidance

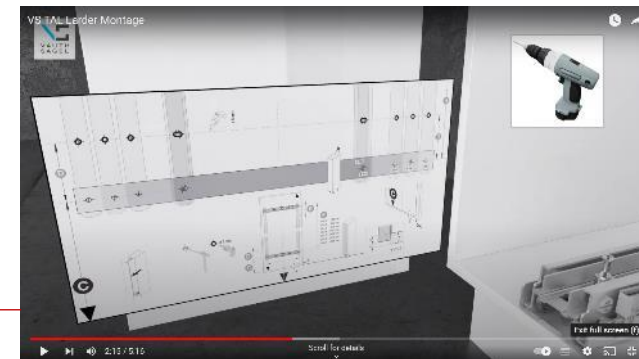
Installation Guidance



Installation Guides



Drilling templates for runners / frame



Fitting Videos
Accessed from QR code on Installation Guides

SUSTAINABILITY

WE DON'T JUST TALK ABOUT IT.
WE PUT IT INTO PRACTICE.

Responsibility for people and the environment is firmly anchored at the core of our business and is inextricably linked to the corporate success of our company. That is why we have invested considerably in the consistent implementation of resource-saving measures. We are proud of results, which prove that it is possible to move mountains: 50% energy savings through conversion to LED

lighting, 44% through optimization of the compressed air system and a 35% saving in resources through powder coating are examples of the path that Vauth-Sagel is taking: in the direction of efficient, sustainable recycling management and, as a consequence, a healthy environment with clean water, fertile soils and clean air.



EXEMPLARY MEASURES IN OUR PLANTS



Sustainable heating



Identification of compressed air energy saving potentials



Reduction of electricity consumption



Sustainable painting



Power generation through photovoltaics



Optimization of building management and control technology



Sustainable fleet management



Supporting the "Plant for the planet" initiative

SUSTAINABLE. PROTECTIVE. CONVENIENT.

Our brand promise to offer you the best quality and greatest practicality starts with our packaging. Like we do with our products, which are easy to use and intended to make everyday life easier, we will be placing even more emphasis on providing you maximum convenience

with our packaging in the future. We are therefore consistently committing to your satisfaction in this area as well and have started to optimize our packaging solutions step by step.



Individual parts cannot slip and be damaged during transport



Maximum protection due to high-quality cardboard



Drop tests check whether our packaging can withstand high loads



Branding and graphics provide clarity, order and a high-quality appearance

GREATER EFFICIENCY WHILE USING LESS MATERIAL

Starting with product development through production to packaging, we continually keep an eye on the interests of both people and the environment, even when it comes to everything else that goes on during transport. We have made our packaging more effective and sustainable by:

- ↳ Reducing the amount of plastic fill material in favor of cardboard inserts
- ↳ Making optimal use of the available space
- ↳ Using recyclable materials



Product



Assembly instructions



Hardware (if provided)



Label



Drilling template (if provided)

COMPONENTS

Most of the VS products come in two boxes – one including the frame and runners, the second one including the trays. Some are also shipped in just one box or come with three boxes. On the product pages you can see how many boxes you will receive. The VS boxed products standard packaging is:



coming soon

inspiring life indoors.

intelligent
storage solutions

Uform Marketing Approach



KITCHEN
STOR |
#InspiringLifeIndoors

STORAGE CATEGORY: Trade Marketing Launch

Target Launch: July 2023



DIGITAL MARKETING

- **Email Launch Campaign & Dedicated Landing Page**
- **Uform.co.uk:** updates to storage category on **existing** website:
 - **Homepage updates** – new banner imagery / content patch to highlight new offering
 - **Product Specific Pages** to include features & benefits, links to pdf install instructions & video content
 - **NEW Uform website** (Q3/Q4): storage section inc landing page, sub-categories & cross sell features
- **Dedicated PPC ad campaigns for storage** to support Uform trade brand
- **Uform Online** – addition of new storage category for online ordering
- **Kbb Software Product Catalogue updates**
- **Virtual Tour** – reshoot to feature internal storage in line with DC updates / embedded web links / technical information
- **Content Marketing:**
 - Trade Video Content Plan
 - PR Trade Announcement on Uform.co.uk / industry related websites
 - Social media schedule for LinkedIn company profile



TRADITIONAL MARKETING / PRINTED LITERATURE

- **Trade Advertising Campaign:** regional trade titles, Kbb Review / IKTG
- **Product Guide** – dedicated storage section
- **Regional Pricelists** – dedicated storage section
- **Printed Product Review** Launch document & digital version to summarise NPI




STORAGE CATEGORY: Consumer Marketing Launch

Target Launch: July 2023




DIGITAL MARKETING ACTIVITY

- > **Consumer Email Launch Campaign & Dedicated Landing Page** to summarise new offering
- > **Kitchenstori.com:** updates to storage category on existing website:
 - > **Homepage updates** – new banner imagery / content patch to highlight new offering
 - > **Updates to storage section** –to include features & benefits & new CGI imagery
 - > **NEW Kitchenstori.com website (Q4):** storage section inc landing page, sub-categories & cross sell features
- > **Dedicated PPC ad campaigns for storage** to support KS consumer brand
- > **Content Marketing:**
 - > Consumer Video Content Plan – features & benefits
 - > Initial PR Announcement / consumer blog on kitchenstori.com
 - > Blog content / advice articles
 - > Social media schedule for Facebook, Instagram, Pinterest, Houzz, TikTok




TRADITIONAL MARKETING / PRINTED LITERATURE

- > **Consumer Brochure updates:** (pending Brand refresh, Q4)
 - > Main KS Brochure
 - > Collections Brochure
- > **Consumer Advertising Campaign:** regional titles, Kitchens, Bedrooms & Bathrooms, Ireland Kitchen Guide



Display support & training



- Support on display product & samples
- Showroom Design Service
- In-store POS, consumer benefits



- 'Shop-in-Shop' display format – dedicated storage area (full support available)



- Uform storage expert – product information and training resource
- Roadshow Truck – product presentations and hands-on training

Summary – key selling points

- Vauth Sagel is an established, leading storage brand in the market with a strong reputation
- Quality German manufactured product with rigorous testing standards
- Product choice - the Uform storage & bins collection from Vauth Sagel offers solutions for all household storage needs. Available in a choice of innovative tray designs and trend finishes.
- Space Saving Designs – every product has been carefully considered to ensure every inch of space is utilised with a choice of sizes to suit your kitchen plan.
- Every Vauth Sagel product offers unique features designed to benefit the consumer
- Easy, hassle free fitting – save time and money
- 10 year warranty on all products giving you and your customers piece of mind
- A competitive price point to offer commercial opportunities
- Full display support available





Thank you

